

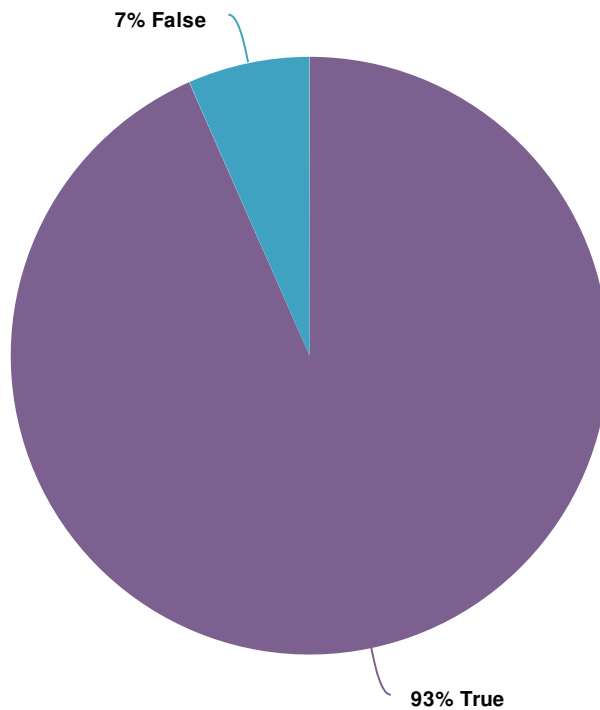
Report for Online School Experience Survey

Response Counts



Totals: 611

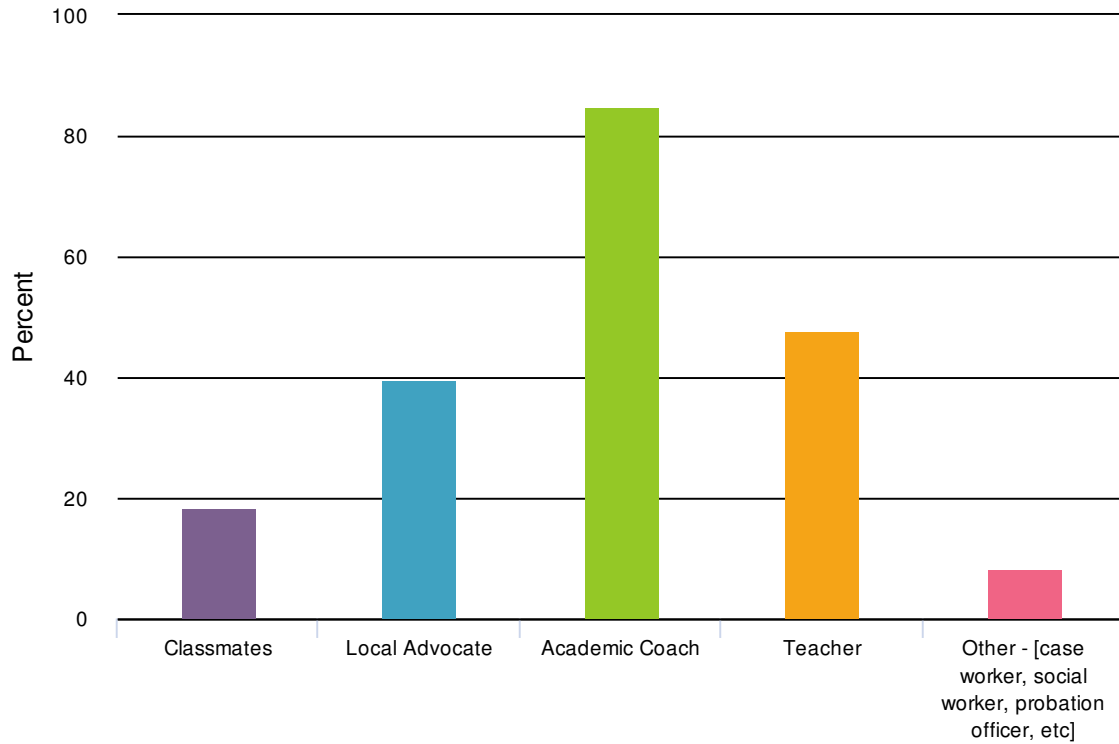
1. Students at Graduation Alliance are recognized for the good that they do (completing coursework, meet-up attendance, regular logins, etc).



Value	Percent	Responses
True	93.4%	451
False	6.6%	32

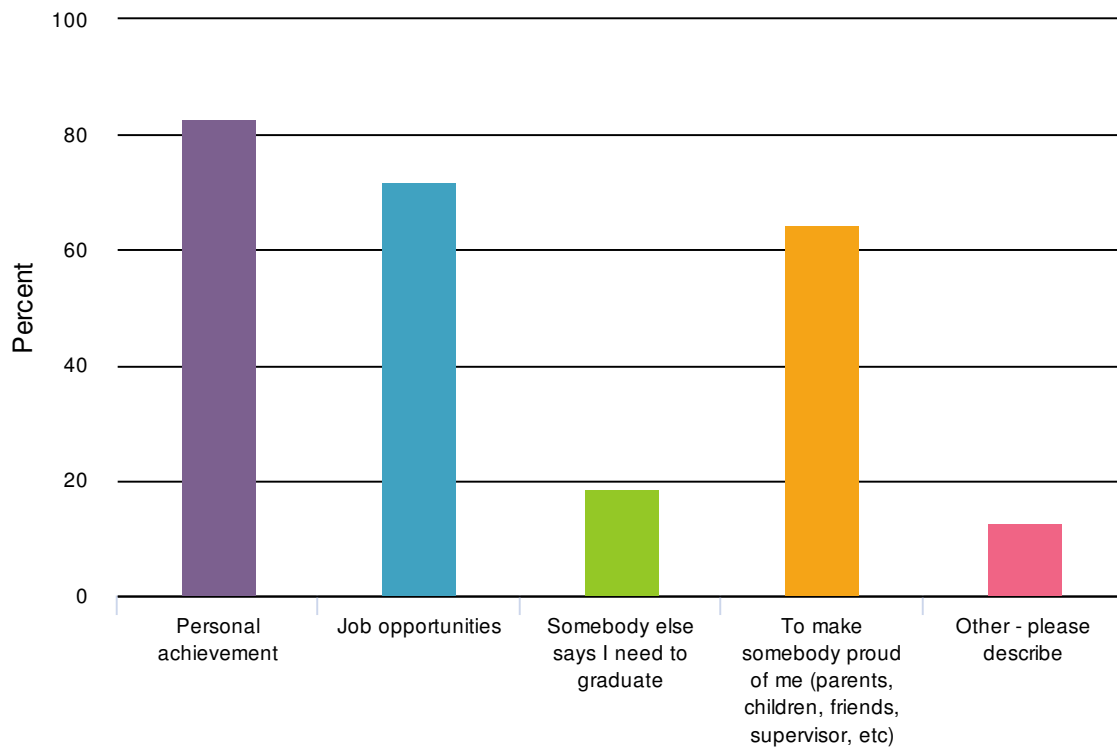
Totals: 483






2. Please identify all roles that you feel connected with. [Select all that apply.]



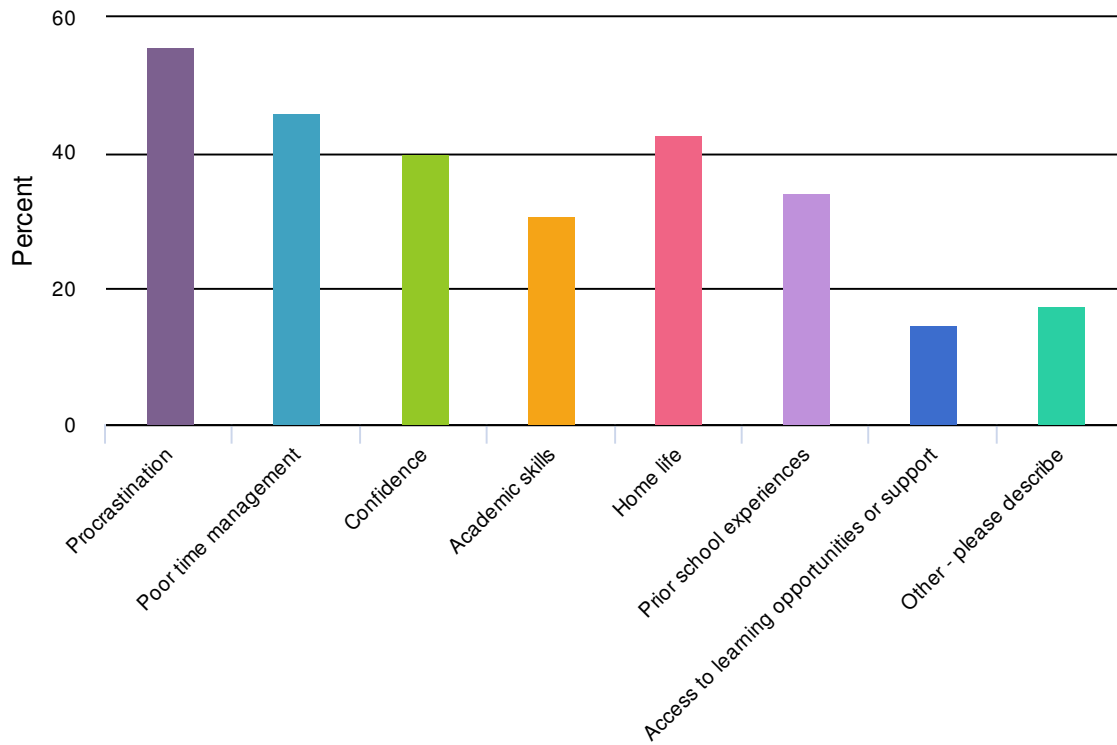
Value	Percent	Responses
Classmates	18.5%	89
Local Advocate	39.7%	191
Academic Coach	84.8%	408
Teacher	47.6%	229
Other - [case worker, social worker, probation officer, etc]	8.5%	41









3. Why do you care about your education? [Select all that apply.]









Value		Percent	Responses
Personal achievement		82.7%	398
Job opportunities		71.9%	346
Somebody else says I need to graduate		18.5%	89
To make somebody proud of me (parents, children, friends, supervisor, etc)		64.4%	310
Other - please describe		12.7%	61


4. What are your biggest barriers for achievement? [Select all that apply.]



Value		Percent	Responses
Procrastination		55.8%	268
Poor time management		45.8%	220
Confidence		40.0%	192
Academic skills		30.8%	148
Home life		42.9%	206
Prior school experiences		34.2%	164
Access to learning opportunities or support		14.6%	70
Other - please describe		17.5%	84

5. Rank the options below in the order of what motivates you the most (1 = highest).

Item	Overall Rank	Rank Distribution	Score	No. of Rankings
Personal goal	1		2,275	461
Points	2		1,721	454
School recognition	3		1,591	453
Excused assignment	4		1,556	449
Other	5		1,292	439
School swag	6		1,097	453


 Lowest Rank Highest Rank

6. If on question #5 "other" was ranked above 5, please let us know here what it is that motivates you that wasn't on the list.



7. How often do you use the following resources in your courses:

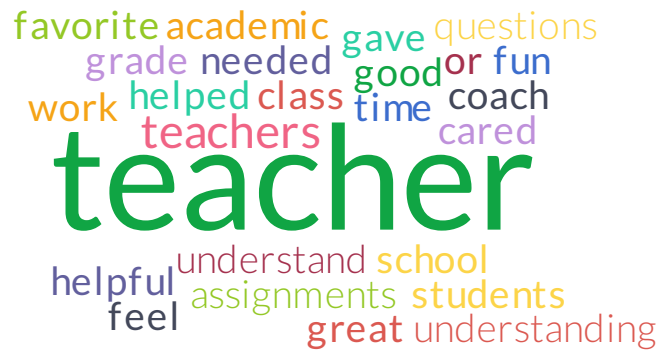
	Always	Often	Rarely	Never	Responses
Tutor.com					
Count	10	31	80	352	473
Row %	2.1%	6.6%	16.9%	74.4%	
Teachers for help					
Count	38	105	190	143	476
Row %	8.0%	22.1%	39.9%	30.0%	
Calendly appointments					
Count	26	49	99	298	472
Row %	5.5%	10.4%	21.0%	63.1%	
GradChat (portal chat system)					
Count	56	101	100	215	472
Row %	11.9%	21.4%	21.2%	45.6%	
Tech Support					
Count	19	45	178	229	471
Row %	4.0%	9.6%	37.8%	48.6%	
Help videos in assignments					
Count	164	131	77	101	473
Row %	34.7%	27.7%	16.3%	21.4%	
Totals					
Total Responses					476

8. How important are the following activities/options to you?

	Very Important	Somewhat Important	Neutral	Not Important	Responses
Teacher office hours					
Count	187	128	121	34	470
Row %	39.8%	27.2%	25.7%	7.2%	
Announcements news-feed					
Count	168	143	119	41	471
Row %	35.7%	30.4%	25.3%	8.7%	
School swag					
Count	16	38	114	301	469
Row %	3.4%	8.1%	24.3%	64.2%	

	Very Important	Somewhat Important	Neutral	Not Important	Responses
School mascot Count Row %	25 5.3%	43 9.1%	123 26.2%	279 59.4%	470
Teacher-initiated outreach Count Row %	213 45.3%	134 28.5%	93 19.8%	30 6.4%	470
Teacher responsiveness to questions Count Row %	349 74.1%	74 15.7%	34 7.2%	14 3.0%	471
Face-to-face student interaction Count Row %	86 18.3%	84 17.9%	172 36.6%	128 27.2%	470
Social opportunities Count Row %	112 23.8%	123 26.1%	152 32.3%	84 17.8%	471
Group/peer study opportunities Count Row %	82 17.5%	108 23.0%	144 30.7%	135 28.8%	469
Serving your community Count Row %	197 41.9%	128 27.2%	108 23.0%	37 7.9%	470
Totals Total Responses					471

9. Think about the best teacher that you have had. What makes them the best teacher?



10. Do you have any ideas or suggestions to improve the school atmosphere and/or to make it a better place to learn and grow?

